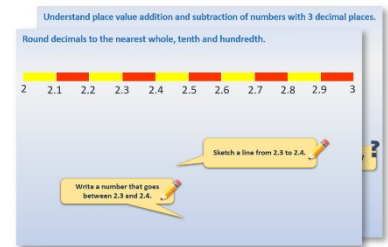


Year 1: Week 2, Day 2


Add money by counting on

Each day covers one maths topic. It should take you about 1 hour or just a little more.

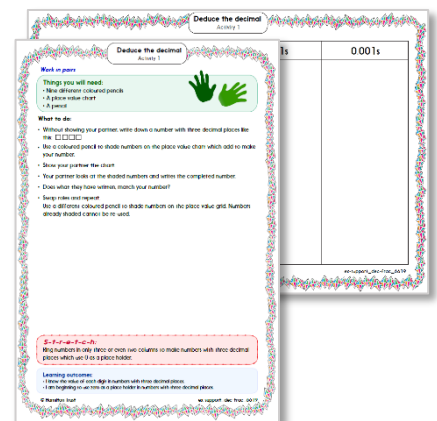
- Start by reading through the **Learning Reminders**. They come from our *PowerPoint* slides.



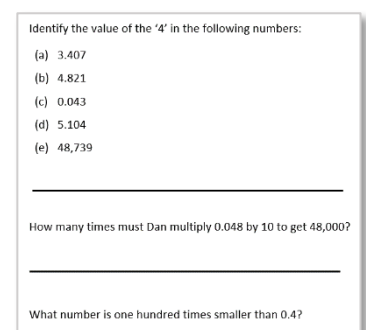
- Tackle the questions on the **Practice Sheet**. There might be a choice of either **Mild** (easier) or **Hot** (harder)! Check the answers.



- Finding it tricky? That's OK... have a go with a grown-up at **A Bit Stuck?**



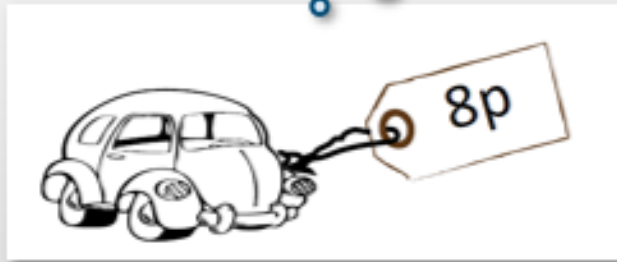
- Have I mastered the topic? A few questions to **Check your understanding**. Fold the page to hide the answers!



Learning Reminders

Find totals of single-digit prices using known facts or counting on.

How can I work out how much I'd have to pay for these two items?



+



We don't need to do a calculation as we know
 $8 + 2 = 10$ as a number fact...

= 10p

Learning Reminders

Find totals of single-digit prices using known facts or counting on.

How can I work out how much I'd have to pay for these two items?



We might have to think a bit harder to work this one out!



+



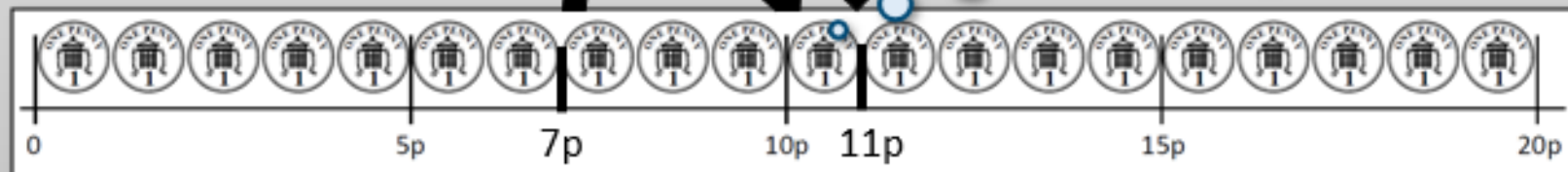
= 11p

We can count on the four pennies.

+3p

+1p







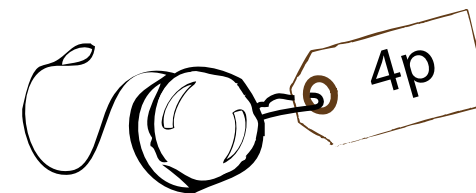

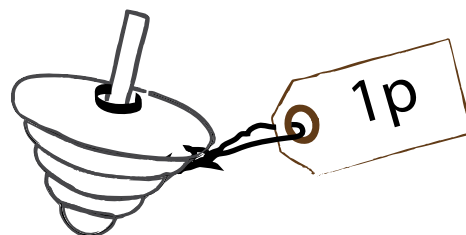
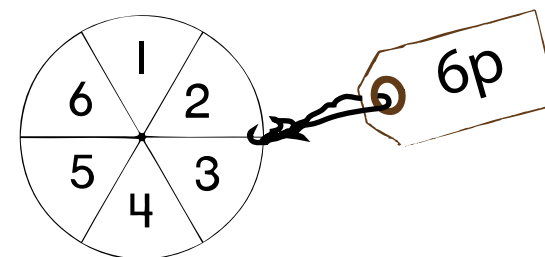


To make it easier we can **bridge** 10p by adding 3p, then add the remaining penny.



Practice Sheet Mild

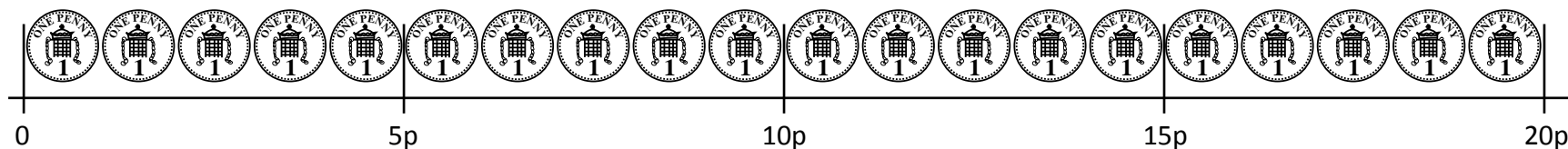
Toy shop

Choose 2 items and find the total. You can use the penny line to help.
Repeat at least five times.



Practice Sheet Mild Resource




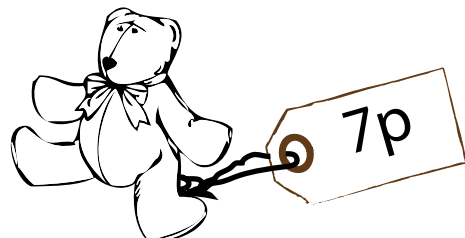




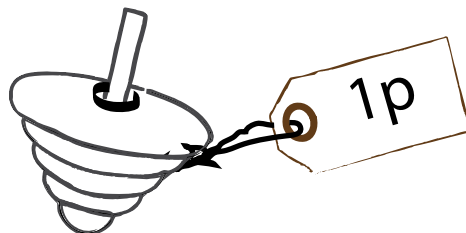
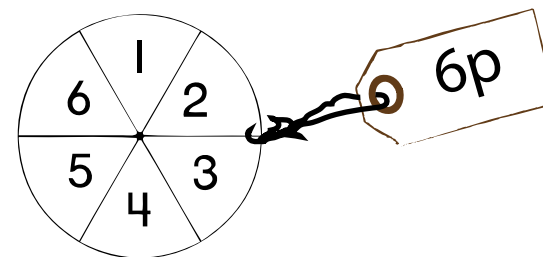


0 to 20p money line



Practice Sheet Hot

Toy shop

Choose 3 items and find the total. Repeat at least five times.



Practice Sheet Answers

Toy Shop (mild)

Children should choose 2 items from the Toy shop and calculate the total cost.

Look out for children using number facts such as pairs to 10, doubles or near doubles, 1 more, 10 more.

Toy Shop (hot)

Children should choose 3 items and find the total.

Look out for children using number facts such as pairs to 10, doubles or near doubles, 1 more, 10 more.

A Bit Stuck?

Tap twice

Work in pairs


Things you will need:

- 1p and 2p coins
- A pencil



What to do:

- Each money box has some money in.
- Add pennies or 2p to each box.
- Then write how much money is in each money box.
- Remember to tap the 2p coin twice to add on two pence.



$$7p + 1p + 1p = \square p$$



$$9p + 1p + 1p = \square p$$



$$6p + 2p = \square p$$



$$5p + 2p = \square p$$



$$8p + 2p = \square p$$



$$4p + 2p = \square p$$

S-t-r-e-t-c-h:

Start with a 10p coin. Add a 2p coin. How much do you have now?
Now add another 2p coin. Keep going. How far can you get?

Learning outcomes:

- I can add 2p to amounts up to 10p by counting on.
- I am beginning to add 2p to amounts up to 20p.

Check your understanding

Questions

Write the missing numbers:

$$8p + 12p = \square$$

$$6p + \square = 13p$$

$$\square = 13p + 3p + 6p$$

Fold here to hide answers

Check your understanding: *Answers*

Write the missing numbers:

- $8p + 12p = 20p$

- $6p + 7p = 13p$

- $22p = 13p + 3p + 6p$

Children should be applying number bond knowledge and addition strategies to help solve these.